研究生教育发展质量年度报告(2022 年)

10353

年　月　　日

.....1
.....1
.....1
.....2
.....5
.....6
.....6
.....6
.....8
.....8
.....8
.....8
.....9
.....9
“ ” 10
.....11
.....11
.....11
.....12
.....14
.....14
.....16
.....17
.....20
.....21
.....21
.....21
.....23
.....23
.....23

2022 7

16 20 26

3

1

7	16
20	3

2 12

6 A

6 B

2022 16

5% 10% 3

20% 4 30% ESI 1%

ESI 1% 6 2022

73

+ +

200 11 30

+ 10

+

48 55 + 51

3 +

2022

7 7

4 5

,

420

1.

1990 1991

4ô Œ ØF Z 24ÖÞ!“q `B´ñ"Àž˜

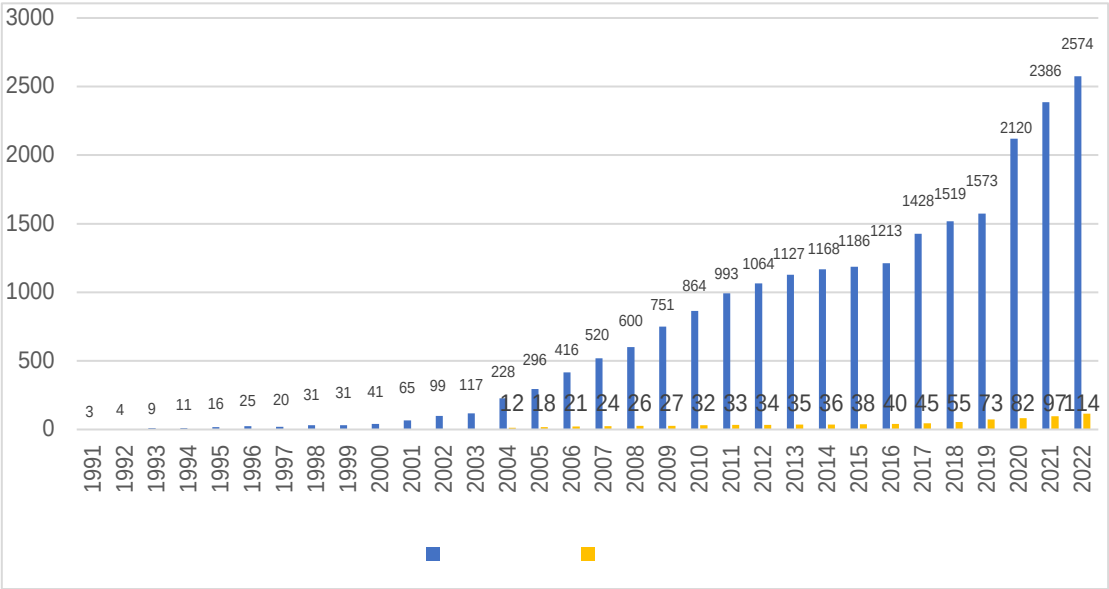

1

2022 2574 2072 502

114 17

968 (114 854)

1720 1:1.78

33.18% 66.82%

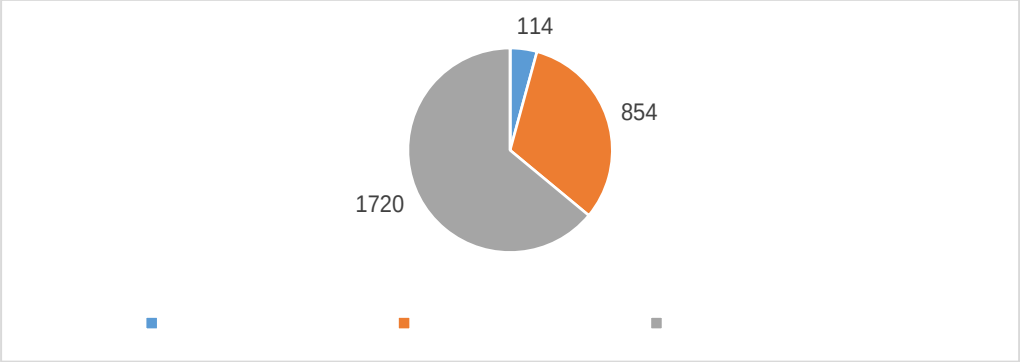

2 2022

2.

2022 408 17548

27.9% 78.5% 2022 /

2 3

2 2022

				:
	57	16	16	2
	54	23	23	8
	122	30	30	5
	37	13	13	0
	37	9	9	0
	58	18	18	1
	43	5	5	1

, 2022

500 , 367.3 73.1 68

500 , 368.6 72.6 72.3

300 , 204.3 133.8

70.5

3 2022

/						
	47	16	2	419	364	0
	601	111	58	417	360	2
	436	62	62	416	338	0
	615	61	60	430	391	0
	121	25	17	429	373	0
	517	57	56	435	367	0
	348	72	52	420	304	3
	41	41	19	355	280	0
	155	42	30	397	279	0
	28	30	9	363	275	0
	180	79	65	384	276	1
	117	34	27	403	300	1
	1188	152	115	427	354	11

/						
	256	39	20	416	359	1
	56	22	13	421	379	5
	56	11	11	430	382	0
	1023	248	197	241	170	0
	2066	139	123	392	335	0
	932	91	61	432	360	0
	38	7	7	406	368	0
	625	92	92	419	360	0
	274	42	11	411	360	1
	1700	171	159	430	367	2
	1221	256	125	251	193	1
	63	8	6	195	171	0
	371	35	35	245	219	0
	556	109	79	233	178	0
	1099	69	67	436	373	0
	126	70	54	409	273	0
	627	144	127	407	280	0
	419	41	40	417	350	0
	311	38	37	424	383	1
	69	52	25	376	274	0
	704	33	32	424	390	0
	562	75	73	234	209	0

1991 1991 3 2022 7455

2022 431 2346

4678 33.40%

66.60%

2022 1537 43

1492 1434 93.3%

19.41% 13.97%

12.32% 41.91%

16.19% 8.81%

79.51%

3.30% 3.22%

2022 45 1 1533

46 45 12 7 9

17 593 141 67 63 155

130 21 16 940

64.4% 3

49.9% 4

3 2022

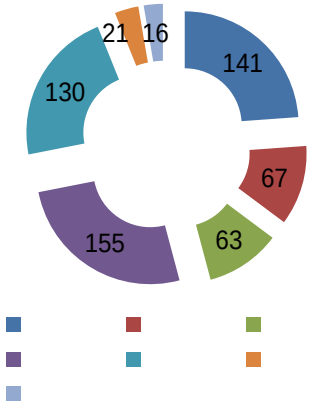

4 2022

821 139 815 5

721 88%

383 47% 380

46% 45 396 48% 46 50

106 13%

565 17

74 474

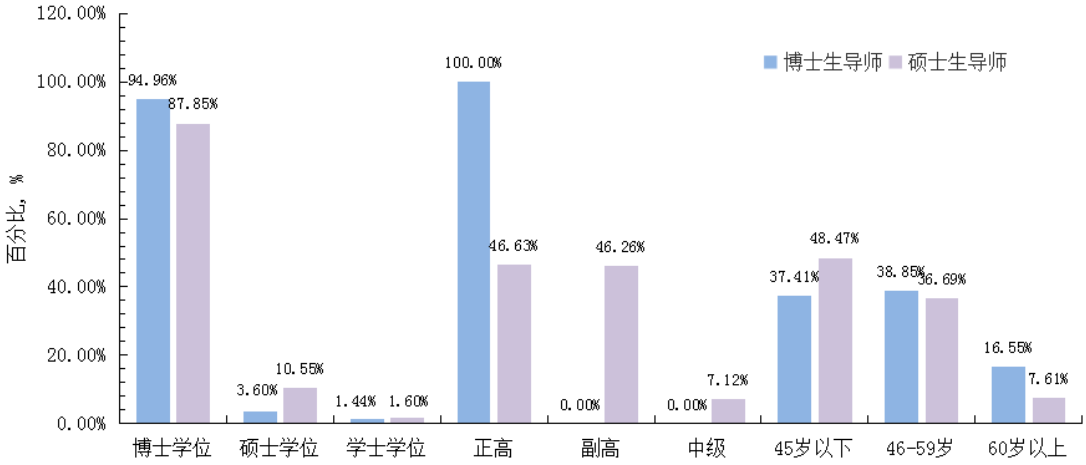

5 2

16

12

2022 2171 260

2022 5

40

– – – –

44 36 11

1 18 1

1 2

2022 1 7 10

“ ”

1+2+N

2022

+ 22 +

2021 28

2021

14 2022 48

800

2022 4 81

2 134

2022

4 . D m

2022

19 149

63 13

22

3 44 36

1

1 2 1

+ 1

4 2022

1		( )	
2			
3			
4			
5			
6			
7			
8			
9			
10			
11			
12			

13			
14			
15			
16			
17			
18			
19			
20			
21			
22			
23			
24			
25			
26			
27			
28			
29			
30			

1.

2022

2022

2022

2.

2022

300 100

19 2 3000

2

3.

2022

5 2021 2022

1					
2					
3					
4					
5					

6.

1

2022

2

7.

2022

1.

〈 〉

2.

18

2 15 1

3.

1.

2022

44

1 2 34 16

92 16 9

17 104

264 5 290 264

4 17 1

1 34 1 1

1 55

2.

2022

358 ESI / 1 TOP B 2 SSCI 37

SCI TOP 64 61 215

72 53

11 6 1

6 2022

1		Identifying emergence process of group panic buying behavior under the COVID-19 pandemic	JOURNAL OF RETAILING AND CONSUMER SERVICES	ESI /
2				TOPB
3		Interactions of microplastics and soil pollutants in soil-plant systems	ENVIRONMENTAL POLLUTION	TOPB
4				
5				
6				
7				
8				
9				
10				
11				

15		EGARCH		
16		How workplace incivility leads to work alienation: a moderated mediation model	FRONTIERS IN PSYCHOLOGY	SSCI
17		Precise supervision of enterprise environmental protection behavior based on boolean matrix factorization under low carbon background	INTERNATIONAL JOURNAL OF ENVIRONMENTAL RESEARCH AND PUBLIC HEALTH	SSCI
18		Accessible tourism - understanding blind and vision-impaired tourists' behaviour towards inclusion	TOURISM REVIEW	SSCI
19		Regional innovation ability and its inequality: measurements and dynamic decomposition	TECHNOLOGICAL FORECASTING & SOCIAL CHANGE	SSCI
20		Substantive green innovation or symbolic green innovation? the impact of ER on enterprise green innovation based on the dual moderating effects	JOURNAL OF INNOVATION & KNOWLEDGE	SSCI
21		Market distortion, factor misallocation, and efficiency loss in manufacturing enterprises	JOURNAL OF BUSINESS RESEARCH	SSCI
22		The effect of ESG rating events on corporate green innovation in China: the mediating role of financial constraints and managers' environmental awareness	TECHNOLOGY IN SOCIETY	SSCI
23		Promoting the reduction of CO2 to formate and formaldehyde via gas－liquid interface dielectric barrier discharge using a Zn0.5Cd0.5S/CoP/multiwalled carbon nanotubes catalyst	JOURNAL OF COLLOID AND INTERFACE SCIENCE	SCI TOP
24		Real-Time profiling and distinction of lipids from different mammalian milks using rapid evaporative ionization mass spectrometry combined with chemometric analysis	JOURNAL OF AGRICULTURAL AND FOOD CHEMISTRY	SCI TOP
25		Effect of response surface methodology-optimized ultrasound-assisted pretreatment extraction on the composition of essential oil released from tribute citrus peels	FRONTIERS IN NUTRITION	SCI TOP
26		Current perspectives on food oral processing	ANNUAL REVIEW OF FOOD SCIENCE AND TECHNOLOGY	SCI TOP
27		A novel chitosan oligosaccharide derivative: synthesis,	CARBOHYDRATE	SCI TOP

		antioxidant and antibacterial properties	POLYMERS	
28		Plasmonic microneedle arrays for rapid extraction, SERS detection, and inactivation of bacteria	CHEMICAL ENGINEERING JOURNAL	SCI TOP
29		Coupling nonlinearities and dynamics between the hybrid tri-stable piezoelectric energy harvester and nonlinear interfaced circuit	APPLIED ENERGY	SCI TOP
30		Substituent engineering in g-C3N4/COF heterojunctions for rapid charge separation and high photo-redox activity	SCIENCE CHINA CHEMISTRY	SCI TOP

1.

19

2.

3.

2023 2022

72 71% 25 75.92 80%

47 77.77 65.96%

1.

2.

,

1.

–

–

360

2.

+ +

,

+

3.

4.

3.0

1+2+N